



BG101-3




BG101-4



BG101-6




BG102-3




BG102-4




BG102-6



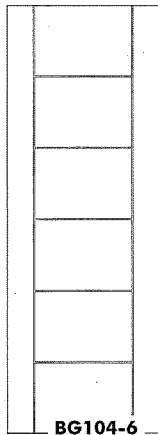
BG103




BG104-3




BG104-4




BG104-6




BG105




BG106




BG107




BG108




BG109




BG110




BG111




BG112



BG113



BG114



BG115

**Machined lines and minimalist design add sophisticated bold style.**

In-house CNC capabilities allow Balmoral Lumber to create these beautifully streamlined design layouts for any modern home or commercial project. These kerf cuts (1/4" wide standard) infinite rail doors bring a luxurious level of sophistication and allow a high level of customization few doors offer.

**Finish Options** - Primed/unprimed smooth finish as standard. Wood veneer finish options available upon request.

**Core Construction** - Available in SOLID composite wood cores for strength and durability. These interior doors are not available FIRE RATED.

**Range of Sizes** - 80", 84", 90", 96" Heights, and 1-3/4" thickness' are standard. Custom width, height and thickness are available upon request.